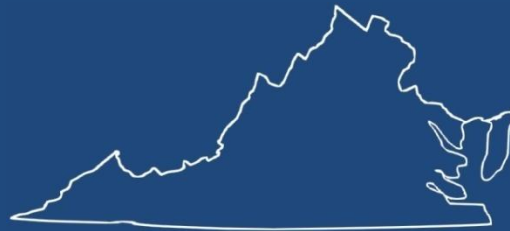


Military Base Encroachment: Leaders Working Together



VML Annual Conference
Roanoke, Virginia
October 19, 2009

DoD's Impact on Virginia's Economy: Summary, FFY2008



- ❑ Virginia is the third largest DoD employer.
- ❑ Virginia is second to Texas in total per state expenditures. California is a close third.
- ❑ Virginia receives the highest per capita DoD spending in the U.S. (\$7,000).
- ❑ Florida a distant fourth.
- ❑ Contracting in Virginia is nearly \$40 billion.
- ❑ The major activity takes place along or east of I-95.

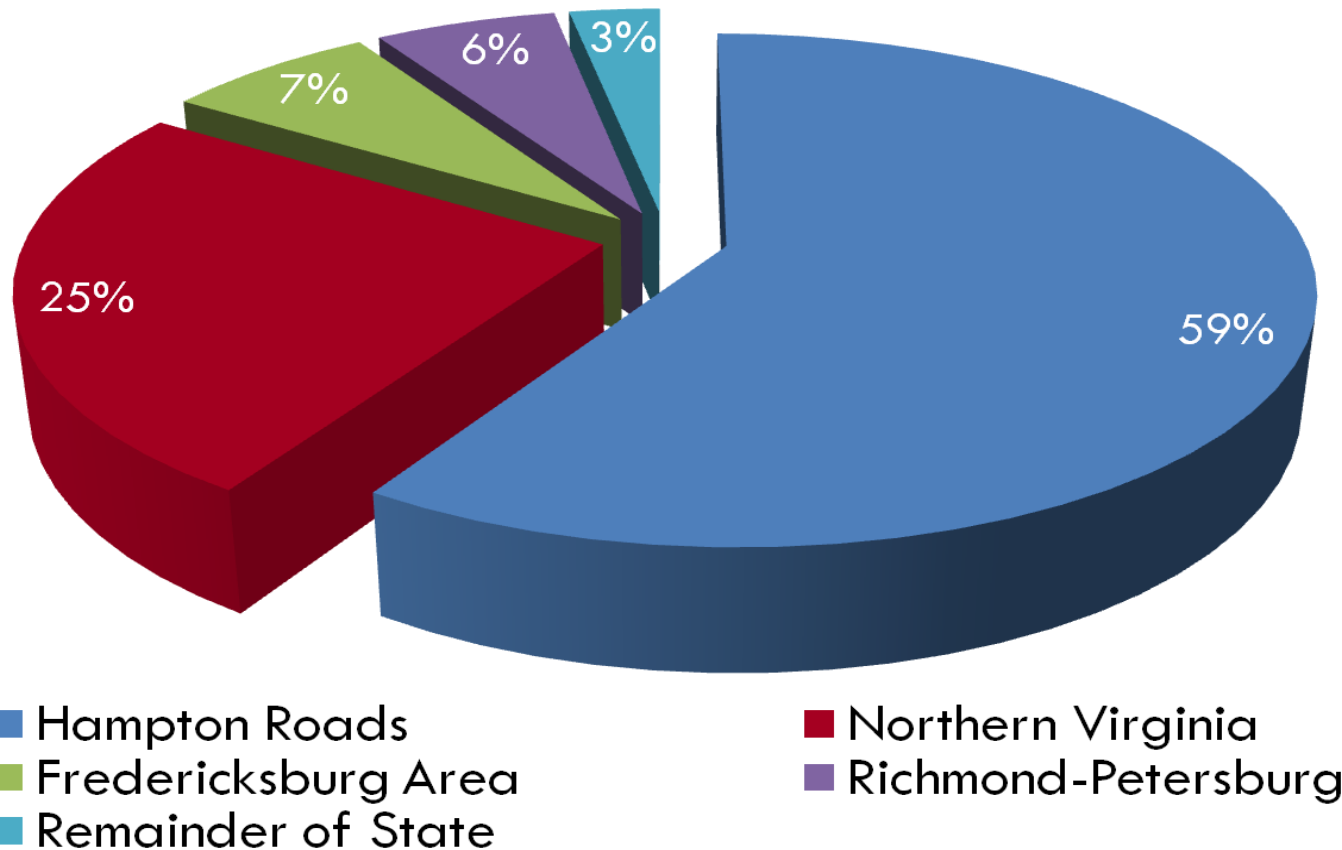
DoD Employment by State: FFY2008

Does not include Guard or Reserve troops or sailors afloat but home ported in Virginia.



	Total		Civilian		Active Duty	
	Number	% U.S.	Number	% U.S.	Number	% U.S.
California	174,823	10.4	57,186	8.5	117,637	11.7
Texas	169,654	10.0	45,056	6.8	124,598	12.3
Virginia	150,816	9.0	84,492	12.7	66,324	6.6
N. Carolina	119,195	7.1	19,164	2.9	100,031	9.9
Georgia	105,605	6.3	35,110	5.3	70,495	7.0
Florida	68,804	4.1	26,458	4.0	42,346	4.2
<i>U.S. Total</i>	<i>1,674,467</i>	<i>100</i>	<i>665,467</i>	<i>100</i>	<i>1,009,000</i>	<i>100</i>

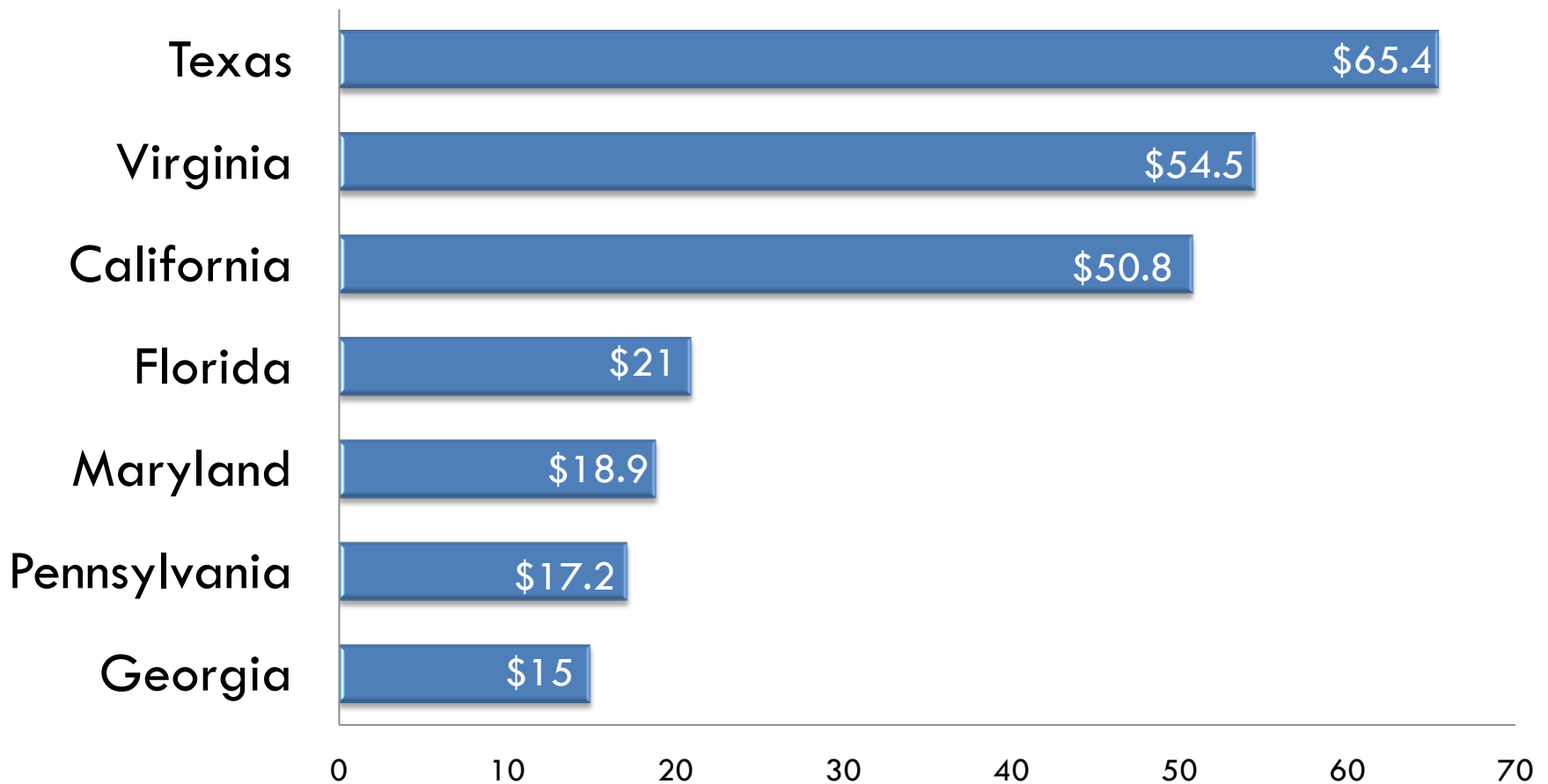
DoD Employment by Region



DoD Total Spending by State: FFY2008



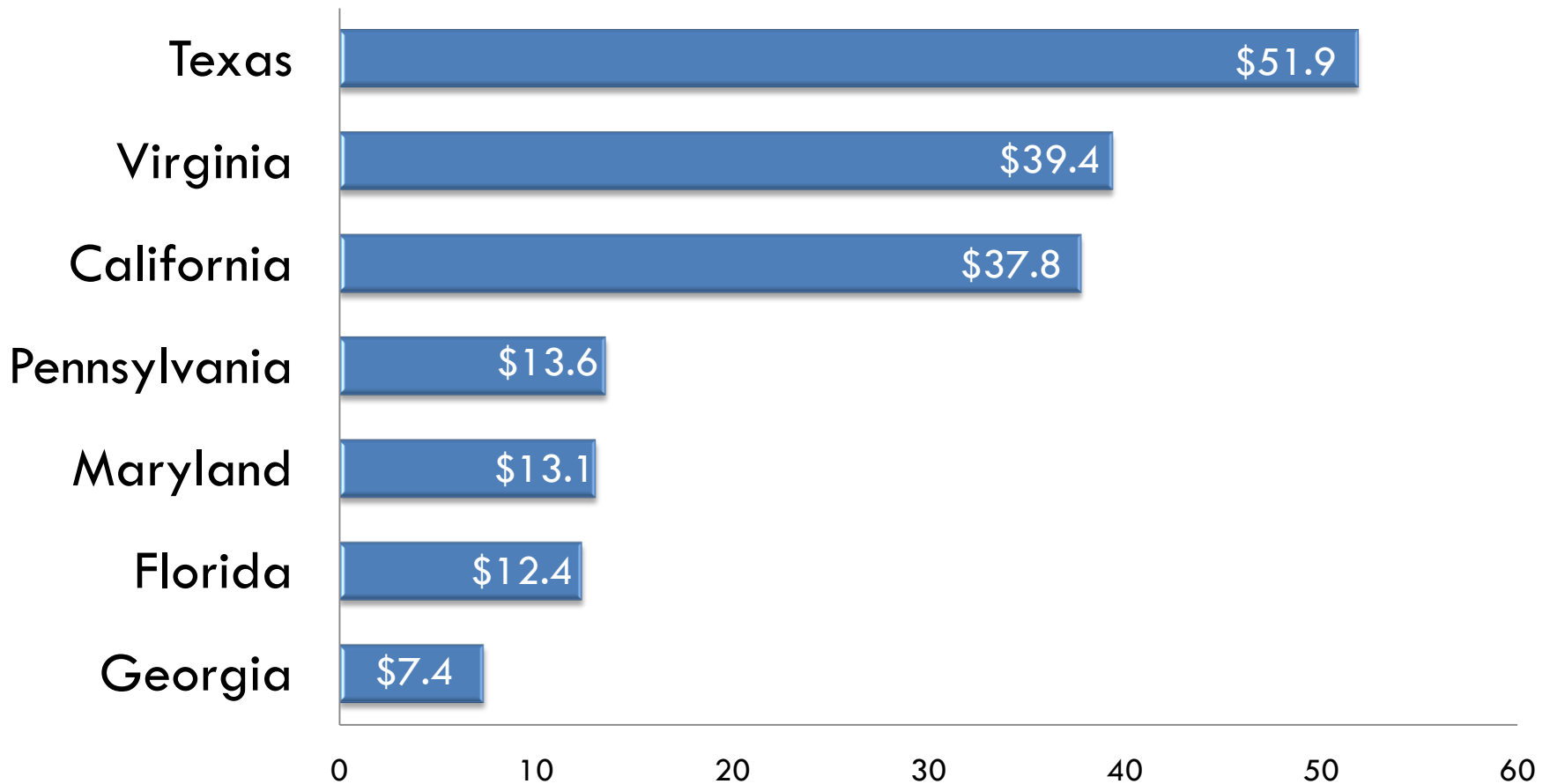
\$ in Billions



DoD Contracting Spending by State: FFY2008



\$ in Billions



DoD's Encroachment Issues



- ❑ Endangered species habitat on military installations
- ❑ Unexploded ordnance and munitions constituents
- ❑ Competition for radio frequency spectrum
- ❑ Protected marine resources
- ❑ Competition for airspace
- ❑ Air pollution
- ❑ Noise pollution
- ❑ Urban growth around military installations

- VML Virginia Encroachment Panel presentations can be found on the Virginia National Defense Industrial Authority website: www.VNDIA.org.
- VNDIA's free electronic newsletter, the *Defense Advocate* is available online. Visit the website for copies and subscription information.